

# Life University Enrollment Report Enrollment Report Summer 2019

|                     | 13-14        | 14-15        | 15-16        | 16-17        | 17-18       | 18-19        |
|---------------------|--------------|--------------|--------------|--------------|-------------|--------------|
| <b>New Students</b> |              |              |              |              |             |              |
| Fall                | 460          | 403          | 399          | 448          | 435         | 529          |
| Winter              | 275          | 221          | 231          | 191          | 187         | 210          |
| Spring              | 151          | 132          | 150          | 115          | 124         | 103          |
| Summer              | 234          | 243          | 227          | 197          | 174         | 201          |
| <b>Total Annual</b> | <b>1120</b>  | <b>999</b>   | <b>1007</b>  | <b>951</b>   | <b>920</b>  | <b>1043</b>  |
| <b>Headcount:</b>   |              |              |              |              |             |              |
| Fall                | 2775         | 2754         | 2708         | 2692         | 2615        | 2736         |
| Winter              | 2746         | 2648         | 2658         | 2638         | 2587        | 2684         |
| Spring              | 2599         | 2567         | 2545         | 2500         | 2509        | 2542         |
| Summer              | 2418         | 2394         | 2331         | 2271         | 2200        | 2215         |
| <b>Total Annual</b> | <b>10538</b> | <b>10363</b> | <b>10242</b> | <b>10101</b> | <b>9911</b> | <b>10177</b> |
| <b>FTE Students</b> |              |              |              |              |             |              |
| Fall                | 2598         | 2569         | 2546         | 2533         | 2485        | 2598         |
| Winter              | 2579         | 2496         | 2514         | 2482         | 2456        | 2540         |
| Spring              | 2432         | 2397         | 2390         | 2343         | 2366        | 2404         |
| Summer              | 2249         | 2260         | 2135         | 2084         | 2047        | 2051         |
| <b>Total Annual</b> | <b>9858</b>  | <b>9722</b>  | <b>9585</b>  | <b>9442</b>  | <b>9354</b> | <b>9593</b>  |

| <b>College of Chiropractic</b> |             |             |             |             |             |             |
|--------------------------------|-------------|-------------|-------------|-------------|-------------|-------------|
|                                | 13-14       | 14-15       | 15-16       | 16-17       | 17-18       | 18-19       |
| <b>New Students</b>            |             |             |             |             |             |             |
| Fall                           | 225         | 147         | 179         | 188         | 181         | 187         |
| Winter                         | 137         | 113         | 121         | 99          | 97          | 123         |
| Spring                         | 85          | 65          | 51          | 59          | 62          | 55          |
| Summer                         | 111         | 122         | 94          | 85          | 89          | 99          |
| <b>Total Annual</b>            | <b>558</b>  | <b>447</b>  | <b>445</b>  | <b>431</b>  | <b>429</b>  | <b>464</b>  |
| <b>Headcount:</b>              |             |             |             |             |             |             |
| Fall                           | 1798        | 1786        | 1783        | 1726        | 1651        | 1645        |
| Winter                         | 1833        | 1766        | 1766        | 1704        | 1623        | 1664        |
| Spring                         | 1775        | 1724        | 1682        | 1644        | 1576        | 1598        |
| Summer                         | 1731        | 1704        | 1631        | 1585        | 1540        | 1556        |
| <b>Total Annual</b>            | <b>7137</b> | <b>6980</b> | <b>6862</b> | <b>6659</b> | <b>6390</b> | <b>6463</b> |
| <b>FTE Students</b>            |             |             |             |             |             |             |
| Fall                           | 1758        | 1743        | 1742        | 1684        | 1609        | 1614        |
| Winter                         | 1802        | 1733        | 1736        | 1661        | 1595        | 1631        |
| Spring                         | 1747        | 1693        | 1650        | 1599        | 1542        | 1570        |
| Summer                         | 1696        | 1664        | 1585        | 1545        | 1508        | 1520        |
| <b>Total Annual</b>            | <b>7003</b> | <b>6833</b> | <b>6713</b> | <b>6489</b> | <b>6254</b> | <b>6335</b> |

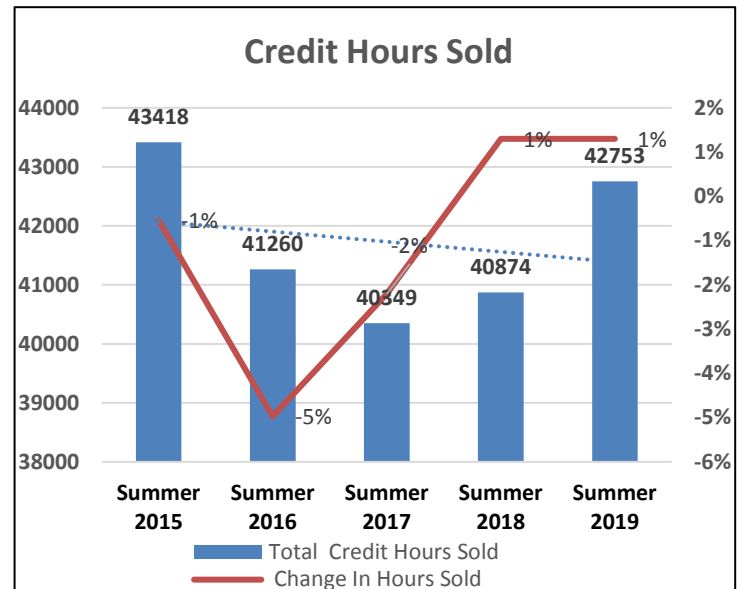
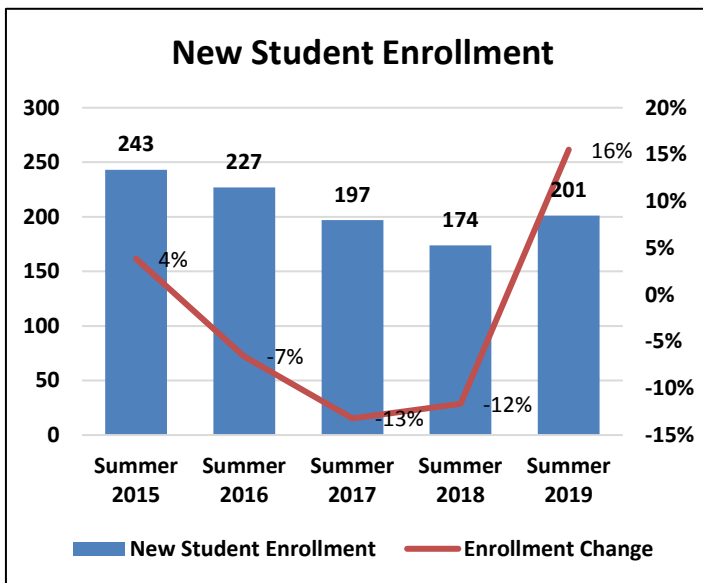
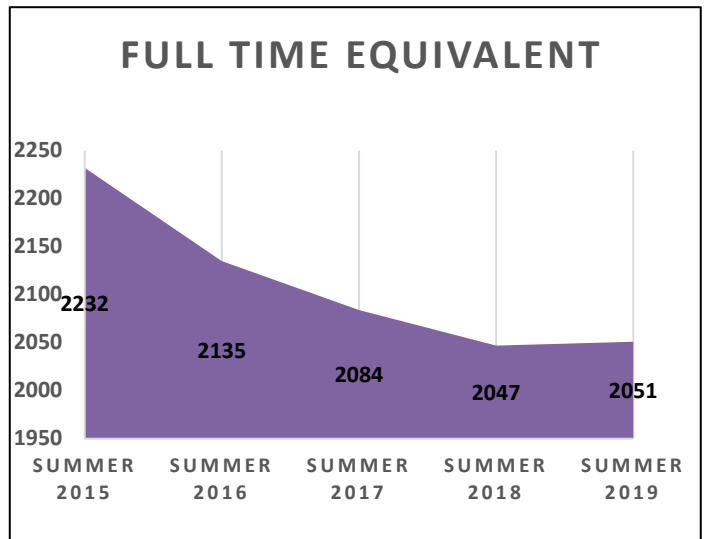
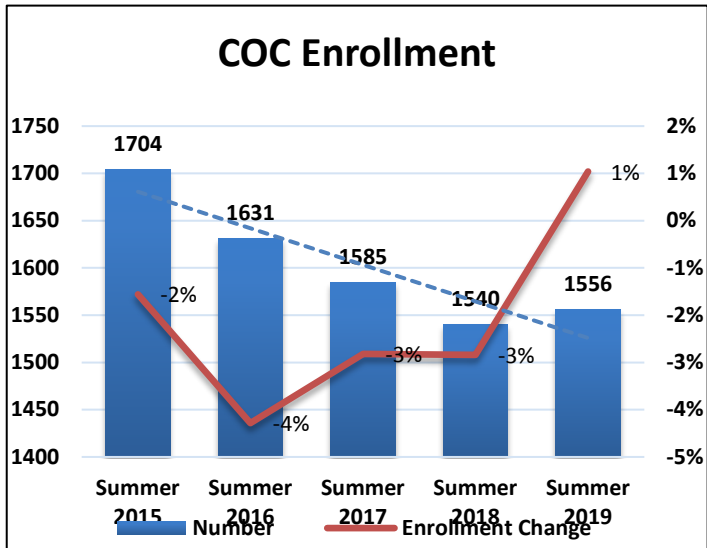
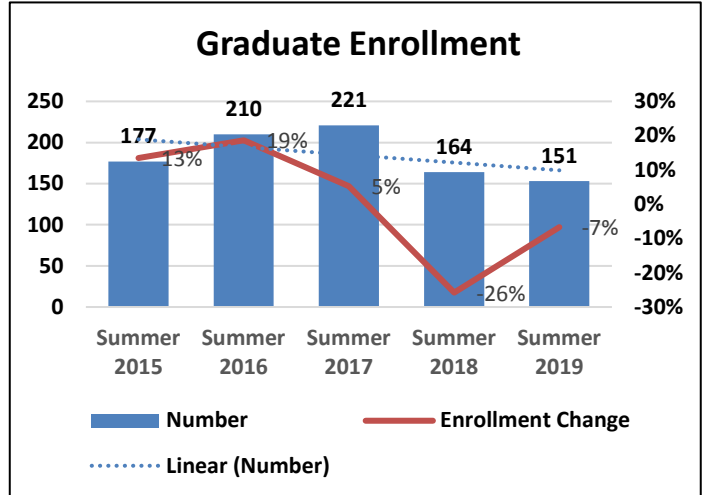
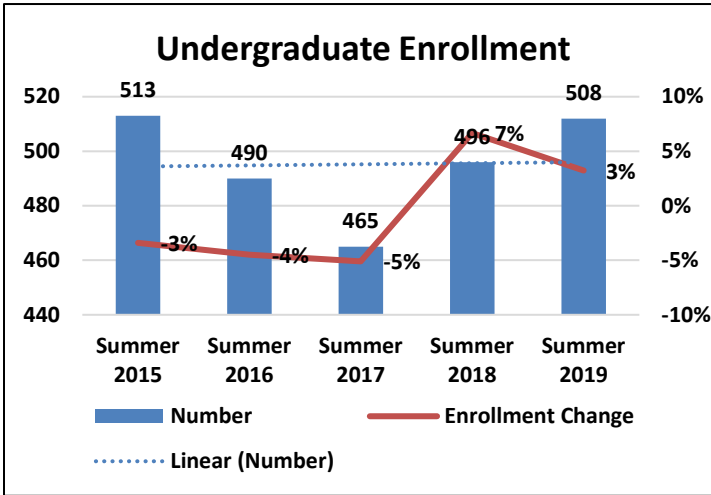
| <b>Undergraduate</b> |             |             |             |             |             |             |
|----------------------|-------------|-------------|-------------|-------------|-------------|-------------|
|                      | 13-14       | 14-15       | 15-16       | 16-17       | 17-18       | 18-19       |
| <b>New Students</b>  |             |             |             |             |             |             |
| Fall                 | 204         | 210         | 178         | 199         | 225         | 302         |
| Winter               | 105         | 69          | 76          | 68          | 69          | 70          |
| Spring               | 45          | 36          | 47          | 32          | 39          | 36          |
| Summer               | 87          | 78          | 87          | 69          | 64          | 81          |
| <b>Total Annual</b>  | <b>441</b>  | <b>393</b>  | <b>388</b>  | <b>368</b>  | <b>397</b>  | <b>489</b>  |
| <b>Headcount:</b>    |             |             |             |             |             |             |
| Fall                 | 811         | 788         | 718         | 718         | 751         | 888         |
| Winter               | 744         | 698         | 687         | 696         | 754         | 827         |
| Spring               | 660         | 658         | 640         | 629         | 728         | 770         |
| Summer               | 531         | 513         | 490         | 465         | 496         | 508         |
| <b>Total Annual</b>  | <b>2746</b> | <b>2657</b> | <b>2535</b> | <b>2508</b> | <b>2729</b> | <b>2993</b> |
| <b>FTE Students</b>  |             |             |             |             |             |             |
| Fall                 | 716         | 682         | 640         | 648         | 713         | 833         |
| Winter               | 652         | 615         | 614         | 637         | 705         | 776         |
| Spring               | 568         | 561         | 566         | 570         | 675         | 715         |
| Summer               | 441         | 470         | 400         | 392         | 431         | 446         |
| <b>Total Annual</b>  | <b>2377</b> | <b>2328</b> | <b>2220</b> | <b>2247</b> | <b>2524</b> | <b>2770</b> |

| <b>Graduate</b>     |            |            |            |            |            |            |
|---------------------|------------|------------|------------|------------|------------|------------|
|                     | 13-14      | 14-15      | 15-16      | 16-17      | 17-18      | 18-19      |
| <b>New Students</b> |            |            |            |            |            |            |
| Fall                | 31         | 46         | 42         | 61         | 29         | 40         |
| Winter              | 33         | 39         | 34         | 24         | 21         | 17         |
| Spring              | 21         | 31         | 52         | 24         | 23         | 12         |
| Summer              | 36         | 43         | 46         | 43         | 21         | 21         |
| <b>Total Annual</b> | <b>121</b> | <b>159</b> | <b>174</b> | <b>152</b> | <b>94</b>  | <b>90</b>  |
| <b>Headcount:</b>   |            |            |            |            |            |            |
| Fall                | 166        | 180        | 207        | 248        | 213        | 203        |
| Winter              | 169        | 184        | 205        | 238        | 210        | 193        |
| Spring              | 164        | 185        | 223        | 227        | 205        | 174        |
| Summer              | 156        | 177        | 210        | 221        | 164        | 151        |
| <b>Total Annual</b> | <b>655</b> | <b>726</b> | <b>845</b> | <b>934</b> | <b>792</b> | <b>721</b> |
| <b>FTE Students</b> |            |            |            |            |            |            |
| Fall                | 124        | 144        | 164        | 201        | 163        | 151        |
| Winter              | 125        | 148        | 164        | 184        | 156        | 133        |
| Spring              | 117        | 143        | 174        | 174        | 149        | 119        |
| Summer              | 112        | 126        | 150        | 147        | 108        | 85         |
| <b>Total Annual</b> | <b>478</b> | <b>561</b> | <b>652</b> | <b>706</b> | <b>576</b> | <b>488</b> |

| <b>New Non Degree Seeking Students</b> |           |
|--|-----------|
| Non-Matriculating                      | 4         |
| Dietetic Internship                    | 16        |
| <b>Total</b>                           | <b>20</b> |

| <b>Total Degree Seeking and Non Degree Seeking Students</b> |             |
|---|-------------|
| Degree Seeking  | 2215        |
| Non Degree Seeking  | 20          |
| <b>Total Enrolled</b>                                       | <b>2235</b> |

# Life University Enrollment Report



# Life University Enrollment Report

I