

# Life University

## Enrollment Report Summer 2021

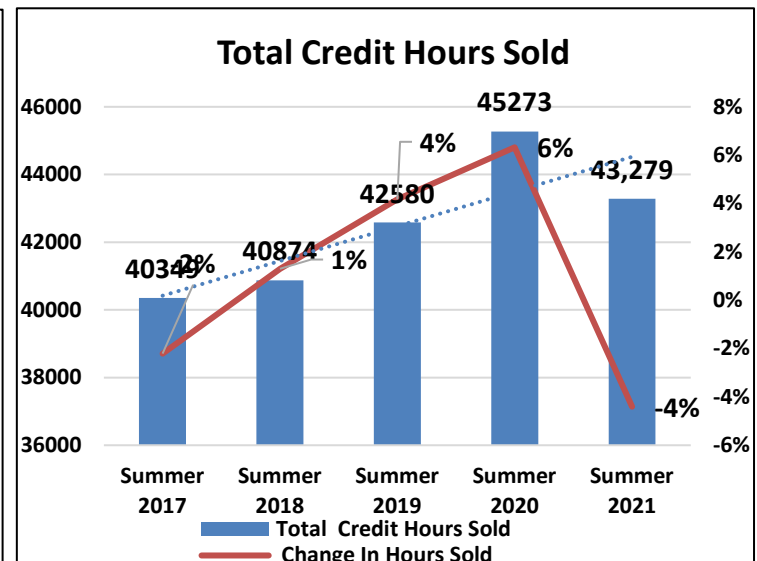
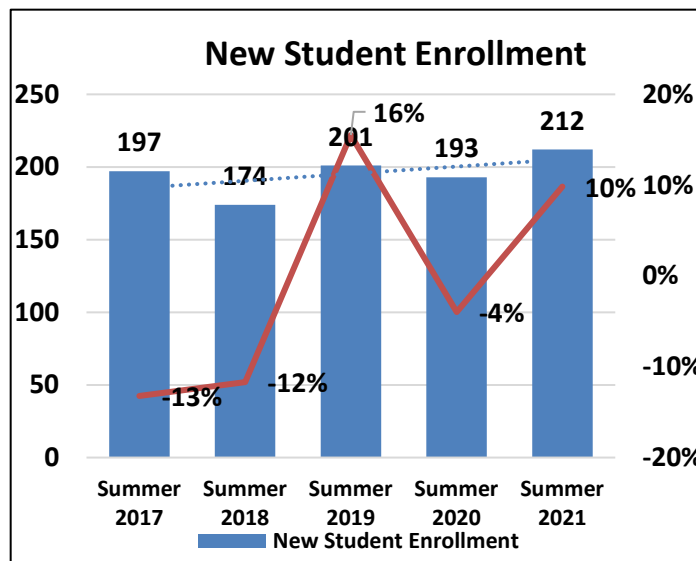
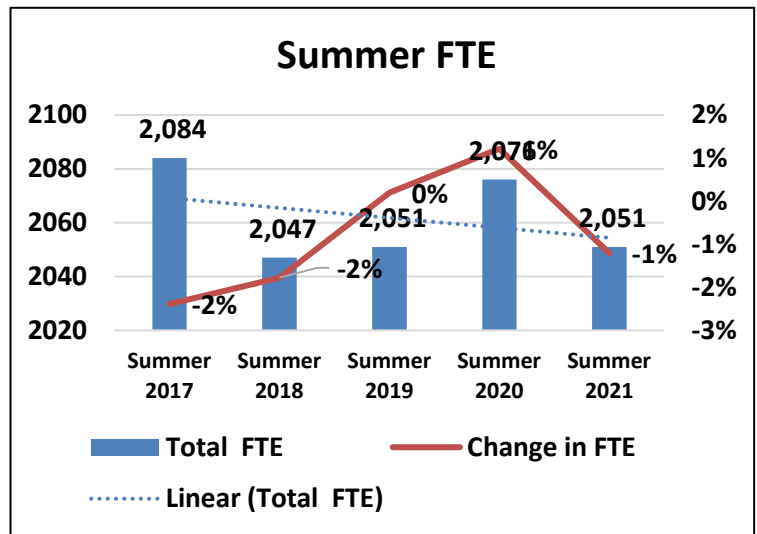
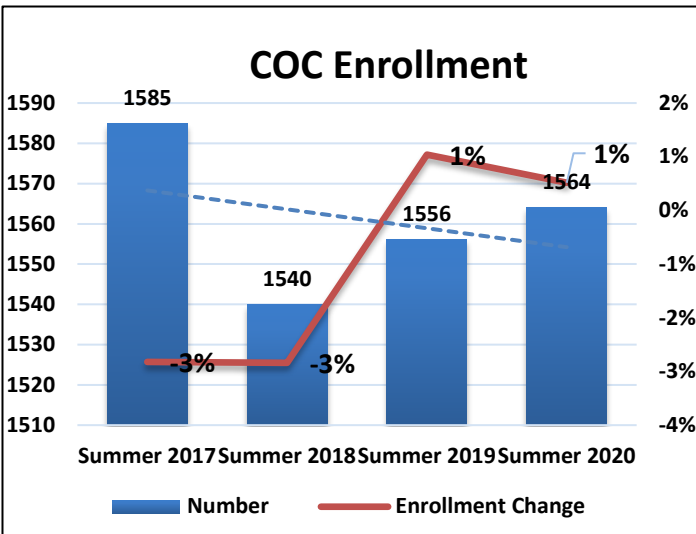
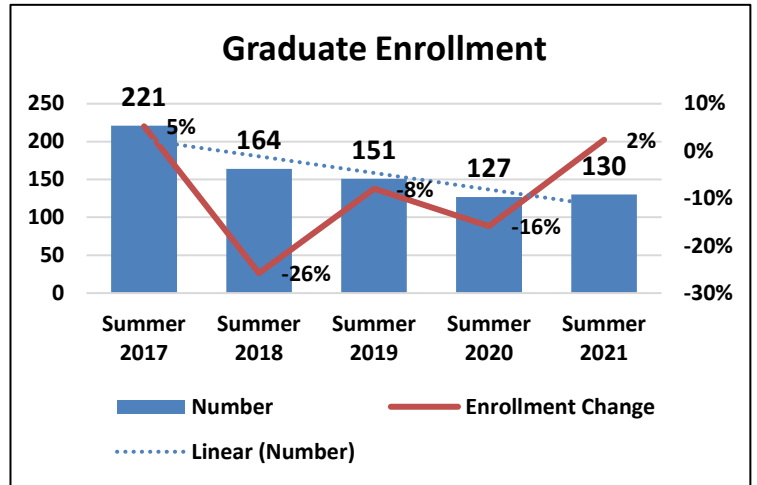
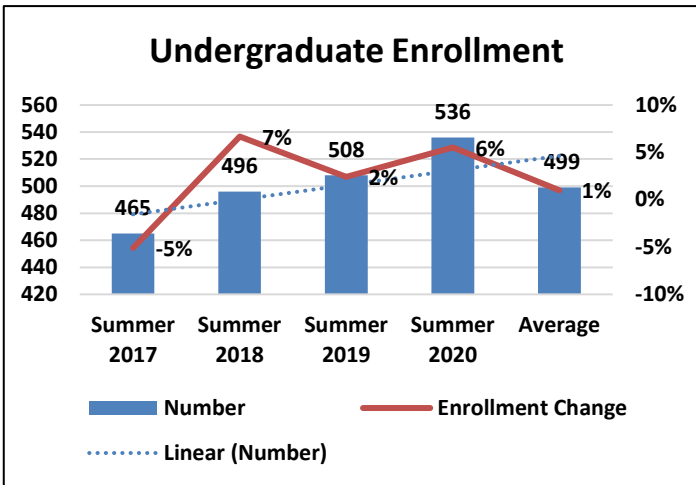
Total Degree Seeking Enrollment						
	15-16	16-17	17-18	18-19	19-20	20-21
<b>New Students</b>						
Fall	399	448	435	529	531	533
Winter	231	191	187	210	174	212
Spring	150	115	124	103	148	144
Summer	227	197	174	201	193	212
<b>Total Annual</b>	<b>1007</b>	<b>951</b>	<b>920</b>	<b>1043</b>	<b>1046</b>	<b>1101</b>
<b>Headcount:</b>						
Fall	2708	2692	2615	2736	2722	2796
Winter	2658	2638	2587	2684	2666	2686
Spring	2545	2500	2509	2542	2500	2604
Summer	2331	2271	2200	2215	2227	2220
<b>Total Annual</b>	<b>10242</b>	<b>10101</b>	<b>9911</b>	<b>10177</b>	<b>10115</b>	<b>10306</b>
<b>FTE Students</b>						
Fall	2546	2533	2485	2598	2588	2631
Winter	2514	2482	2456	2540	2534	2531
Spring	2390	2343	2366	2404	2380	2439
Summer	2135	2084	2047	2051	2076	2051
<b>Total Annual</b>	<b>9585</b>	<b>9442</b>	<b>9354</b>	<b>9593</b>	<b>9578</b>	<b>9652</b>

College of Chiropractic						
	15-16	16-17	17-18	18-19	19-20	20-21
<b>New Students</b>						
Fall	179	188	181	187	200	177
Winter	121	99	97	123	79	96
Spring	51	59	62	55	77	65
Summer	94	85	89	99	84	111
<b>Total Annual</b>	<b>445</b>	<b>431</b>	<b>429</b>	<b>464</b>	<b>440</b>	<b>449</b>
<b>Headcount:</b>						
Fall	1783	1726	1651	1645	1653	1670
Winter	1766	1704	1623	1664	1647	1618
Spring	1682	1644	1576	1598	1587	1569
Summer	1631	1585	1540	1556	1564	1549
<b>Total Annual</b>	<b>6862</b>	<b>6659</b>	<b>6390</b>	<b>6463</b>	<b>6451</b>	<b>6406</b>
<b>FTE Students</b>						
Fall	1742	1684	1609	1614	1625	1636
Winter	1736	1661	1595	1631	1615	1586
Spring	1650	1599	1542	1570	1561	1541
Summer	1585	1545	1508	1520	1537	1519
<b>Total Annual</b>	<b>6713</b>	<b>6489</b>	<b>6254</b>	<b>6335</b>	<b>6338</b>	<b>6282</b>

Undergraduate						
	15-16	16-17	17-18	18-19	19-20	20-21
<b>New Students</b>						
Fall	178	199	225	302	256	294
Winter	76	68	69	70	85	104
Spring	47	32	39	36	47	50
Summer	87	69	64	81	100	93
<b>Total Annual</b>	<b>388</b>	<b>368</b>	<b>397</b>	<b>489</b>	<b>488</b>	<b>541</b>
<b>Headcount:</b>						
Fall	718	718	751	888	874	939
Winter	687	696	754	827	843	916
Spring	640	629	728	770	731	864
Summer	490	465	496	508	536	541
<b>Total Annual</b>	<b>2535</b>	<b>2508</b>	<b>2729</b>	<b>2993</b>	<b>2984</b>	<b>3260</b>
<b>FTE Students</b>						
Fall	640	648	713	833	816	855
Winter	614	637	705	776	792	839
Spring	566	570	675	715	681	774
Summer	400	392	431	446	463	458
<b>Total Annual</b>	<b>2220</b>	<b>2247</b>	<b>2524</b>	<b>2770</b>	<b>2752</b>	<b>2926</b>
<b>Non Degree Seeking Students</b>			<b>Enrollment All Students</b>			
Non-Matriculating			8	Degree Seeking		2220
Dietetic Internship			0	Non Degree		8
<b>Total</b>			<b>8</b>	<b>Total Enrolled</b>		<b>2228</b>

Graduate							
	15-16	16-17	17-18	18-19	19-20	20-21	
<b>New Students</b>							
Fall	42	61	29	40	75	62	
Winter	34	24	21	17	10	12	
Spring	52	24	23	12	24	29	
Summer	46	43	21	21	9	8	
<b>Total Annual</b>	<b>174</b>	<b>152</b>	<b>94</b>	<b>90</b>	<b>118</b>	<b>111</b>	
<b>Headcount:</b>							
Fall	207	248	213	203	195	187	
Winter	205	238	210	193	176	152	
Spring	223	227	205	174	182	171	
Summer	210	221	164	151	127	130	
<b>Total Annual</b>	<b>845</b>	<b>934</b>	<b>792</b>	<b>721</b>	<b>680</b>	<b>640</b>	
<b>FTE Students</b>							
Fall	164	201	163	151	147	140	
Winter	164	184	156	133	127	106	
Spring	174	174	149	119	138	124	
Summer	150	147	108	85	76	74	
<b>Total Annual</b>	<b>652</b>	<b>706</b>	<b>576</b>	<b>488</b>	<b>488</b>	<b>444</b>	
<b>Distant Education Enrollment (DDE)</b>				<b>CGUS</b>			
Undergraduate				58	Undergraduate		483
Graduate				69	Graduate		61
<b>Total Distant Education</b>				<b>127</b>	<b>Total</b>		<b>544</b>

# Life University



# Life University

## College of Online Education

Undergraduate						
	20-21	20-22	20-23	20-24	20-25	20-26
<b>New Students</b>						
Fall	36					
Winter	28					
Spring	18					
Summer	11					
<b>Total Annual</b>	<b>93</b>					
<b>Headcount:</b>						
Fall	80					
Winter	86					
Spring	79					
Summer	58					
<b>Total Annual</b>	<b>303</b>					
<b>FTE Students</b>						
Fall	68					
Winter	70					
Spring	67					
Summer	48					
<b>Total Annual</b>	<b>253</b>					

Graduate						
	20-21	20-22	20-23	20-24	20-25	20-26
<b>New Students</b>						
Fall	52					
Winter	0					
Spring	17					
Summer	0					
<b>Total Annual</b>	<b>69</b>					
<b>Headcount:</b>						
Fall	105					
Winter	77					
Spring	96					
Summer	69					
<b>Total Annual</b>	<b>347</b>					
<b>FTE Students</b>						
Fall	79					
Winter	54					
Spring	73					
Summer	43					
<b>Total Annual</b>	<b>249</b>					

## College of Graduate & Undergraduate Studies

Undergraduate						
	20-21	20-22	20-23	20-24	20-25	20-26
<b>New Students</b>						
Fall	258					
Winter	76					
Spring	32					
Summer	82					
<b>Total Annual</b>	<b>448</b>					
<b>Headcount:</b>						
Fall	859					
Winter	830					
Spring	785					
Summer	483					
<b>Total Annual</b>	<b>2957</b>					
<b>FTE Students</b>						
Fall	787					
Winter	769					
Spring	707					
Summer	410					
<b>Total Annual</b>	<b>2673</b>					

Graduate						
	20-21	20-22	20-23	20-24	20-25	20-26
<b>New Students</b>						
Fall	10					
Winter	12					
Spring	12					
Summer	8					
<b>Total Annual</b>	<b>42</b>					
<b>Headcount:</b>						
Fall	82					
Winter	75					
Spring	75					
Summer	61					
<b>Total Annual</b>	<b>293</b>					
<b>FTE Students</b>						
Fall	79					
Winter	54					
Spring	51					
Summer	31					
<b>Total Annual</b>	<b>215</b>					